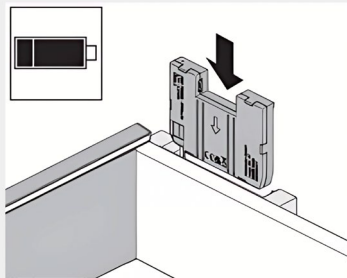
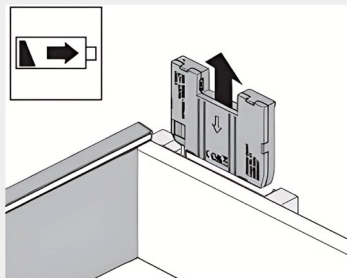
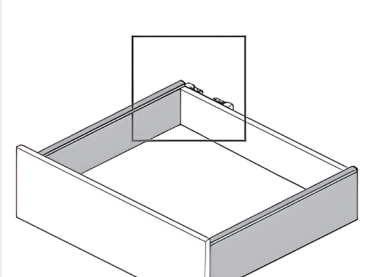


Zenith Battery Removal & Charging

Your Zenith Drawers will have a removable rechargeable battery pack to power the lights. Depending on usage, these batteries can last for 12 months or longer.



To Charge Battery Packs

- The removable battery packs are located at the back left of each drawer box.
- Open the drawer to access.
- Slide the rechargeable battery back out of the holder, pulling up.
- Charge each battery pack with the included Micro USB Cables.
- When the charging is complete, replace the battery pack by sliding it down into the holder.
- Ensure the arrow is facing you and pointed down.
- If the battery pack cannot be reached, please remove the drawer. [Click for video instructions](#) on how to remove the drawer boxes.

Battery Information

- Rechargeable lithium-ion battery
- Voltage 7.5 V DC
- Capacity 2300 mAh
- Power 8.51 Wh
- Rechargeable via micro USB
- Charging time approx. 4 hours with 500 mA charger



Proudly Canadian since 1980

www.superiorcabinets.ca | .us

 **SUPERIOR**
CABINETS